

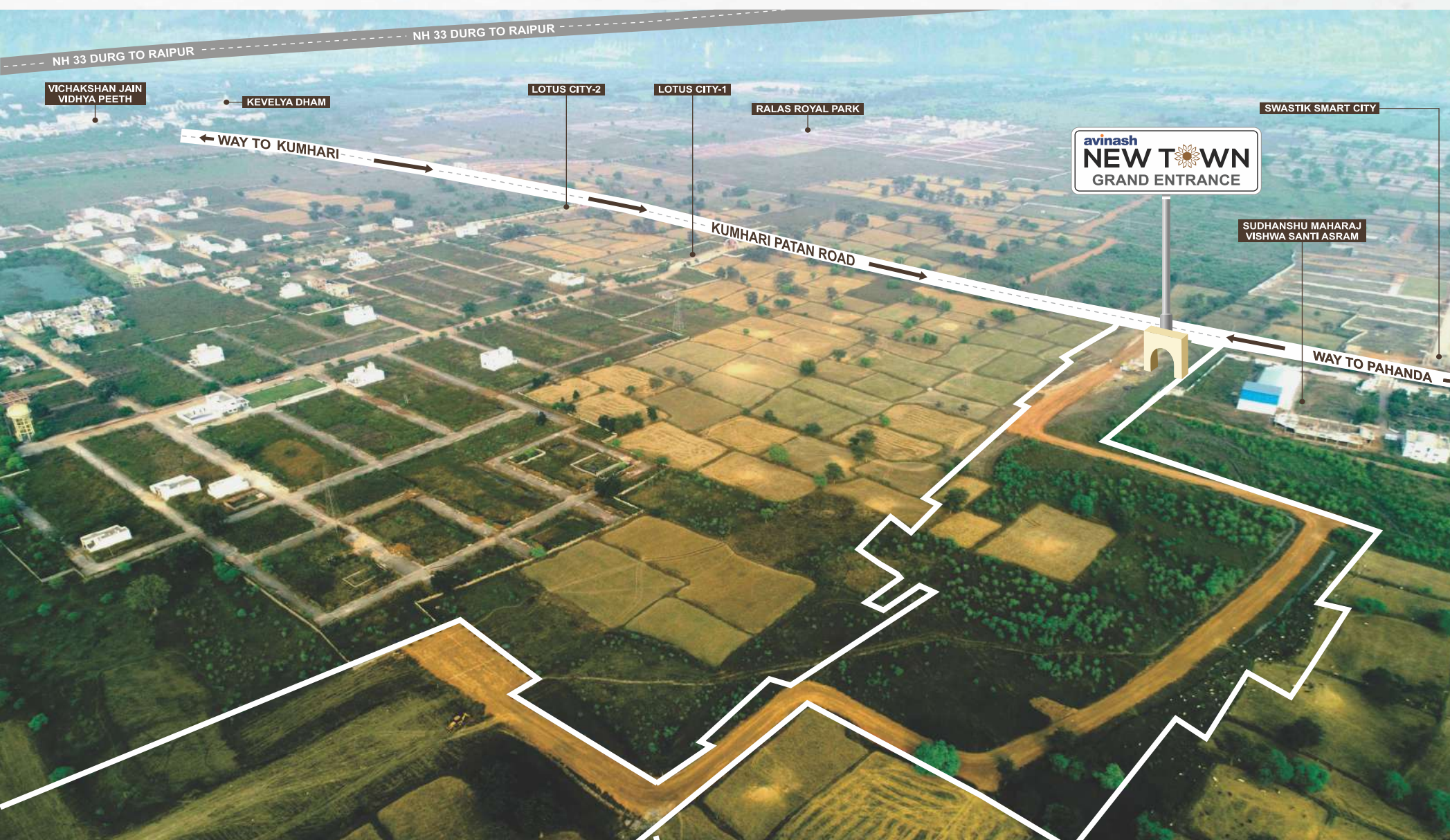
avinash
a relation for life

avinash
NEW TOWN
Kumhari - Patan Road

प्रॉपर्टी इन्वेस्टमेंट की सबसे स्मार्ट चॉइस।



वो भी अविश्वसनीय कीमत पर
अभी नहीं तो कभी नहीं।



यहाँ हर आम जरूरत आप से चंद मिनटों की दूरी पर।

- Lotus City - 0.5 Km
- Royal Park - 1 Km
- Kevalya Park - 1.5 Km
- Vichakshan Jain Vidyapeeth - 1.8 Km
- Kevalya Dham - 1.9 Km
- NH 53 - 2 Km
- Kumhari - 3.3 Km
- Kharun Greens - 5 Km
- Tatibandh - 6.5 Km
- AIIMS - 8 Km
- Raipur City - 10 Km
- Pt. Ravishankar Shukla University - 10 Km
- Dmart Raipur - 10 Km
- Dmart Charoda - 11 Km
- Bhilai - 15 Km
- Patan - 24 Km

avinash
a relation for life

Avinash New Town
Kumhari Patan Road

Call: 90982 22444

FOLLOW US ON
@avinashgroup

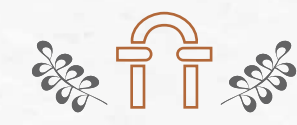


DISCLAIMER

This brochure is not a legal document. It describes the conceptual plan to convey the intent and purpose of Avinash New Town. The images are imaginary and the details mentioned in this brochure are tentative and subject to change at the sole discretion of the developer and / or architects.



कैवल्य धाम जैन मंदिर और सुधांशु
महाराज विश्व शांति आश्रम के पास



घेटर रायपुर के लिए नया
इकॉनामिक कॉरिडोर

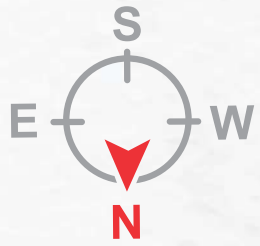


विचक्षण जैन विद्यापीठ,
सिर्फ 500 मीटर की दूरी पर

RERA NO. PCGRERA300120001084 | rera.cgstate.gov.in

स्वागत है आपका... Avinash New Town में

रायपुर-दुर्ग-भिलाई ट्राई-सिटी ज़ोन की सबसे प्रॉमिसिंग लोकेशन



Site Layout



PLOT	SL.No.	SIZE SQFT.	SIZE FT.	
1	599	17'6"X34'	Singlex	
2	840	24'X35'		
3	1000	25'X40'	Singlex	
4	1030	26'X39'6"		
5	1080	27'X40'		
6	1085	25'X43'4"		
7	1138	25'X45'7"		
8	1150	23'X50'		
9	1166	25'X46'8"		
10	1250	25'X50'	Singlex	
11	1263	30'X42'3"		
12	1275	25'6"X50'		
13	1280	32'X40'		
14	1300	26'X50'		
15	1350	27'X50'		
16	1350	30'X45'		
17	1400	28'X50'		
18	1450	29'X50'		
19	1485	27'X55'		
20	1500	30'X50'		
21	1548	28'6"X54'3"		
22	1650	33'X50'		
23	1650	30'X55'		
		IRREGULAR		
		LIG		



Garden Aerial View



Sports Arena



Temple & Festival Ground



Landscape Gardens